

# Summary of Survey Results: 2019-2023

Trades Training Type:

Applied filters:

|               |     |
|---------------|-----|
| Cohort        | 67  |
| Respondents   | 34  |
| Response Rate | 51% |

## Description of Survey Respondents

### Demographics

|                     |                               |
|---------------------|-------------------------------|
| Gender              | Age at the Time of the Survey |
| Aboriginal Identity | Median Age<br><b>29</b>       |

### About the Respondents

|  |   |   |
|--|---|---|
|  | <b>3%</b><br>took Adult Basic Education courses during or prior to their trade training program | <b>0%</b><br>took English as a Second Language r214 1 |
|--|---|---|

### Region respondents were living in at the time of the survey



# Summary of Survey Results: 2019-2023

Applied filters:

Cohort  
Respondents  
Response Rate



In the labour force  
**100%**

Employment rate  
**100%**

Unemployment rate  
**0.0%**

The "Employment rate" is the number employed as a percentage of all respondents.  
The "Unemployment rate" is the number of unemployed as a percentage of respondents in the labour force.

n = 34





[Empty box]

Hourly Wage  
(median, main job)

Hours Worked  
(median, main job)

S

Hourly Wage Group (main job)





# Summary of Survey Results: 2019-2023

Trades Training Type:

Applied filters:

Cohort  
Respondents  
Response Rate



Satisfaction with PostSecondary

Not  
applicable

Percentages are based on those who gave a valid rating, excluding those who said not applicable.

# Summary of Survey Results: 2019-2023

Applied filters:

Cohort  
Respondents  
Response Rate



|  |  |
|--|--|
|  |  |
|  |  |



|  |  |  |
|--|--|--|
|  |  |  |
|--|--|--|



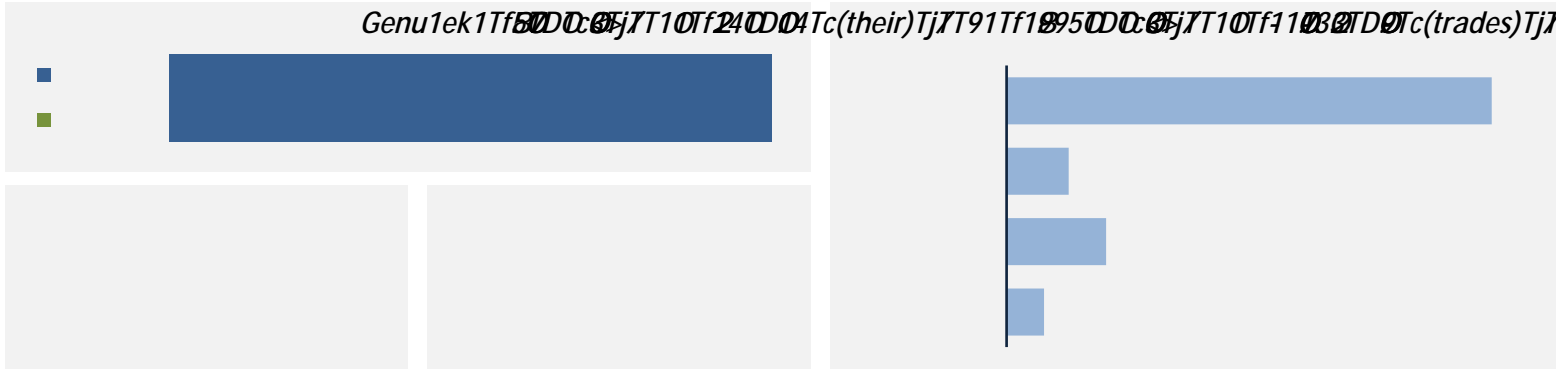
|  |
|--|
|  |
|--|

|                                |  |
|--------------------------------|--|
| hada job in their trade<br>job |  |
|                                |  |

Applied filters:

Cohort  
Respondents  
Response Rate

**Gen1ek1Tf500c0fj7T10f24004Tc(their)Tj7T91Tf189500c0fj7T10f11030T0Tc(trades)Tj7T9**



|  |  |  |
|--|--|--|
|  |  |  |
|--|--|--|

**Region respondents were living in at the time of the survey**

|  |  |  |
|--|--|--|
|  |  |  |
|--|--|--|

# Summary of Survey Results: 2019-2023

## Applied filters:

CPC: VCC: Automotive Service Technician Apprenticeship Level 1;

|               |     |
|---------------|-----|
| Cohort        | 141 |
| Respondents   | 55  |
| Response Rate | 39% |

## Employment Outcomes

*In the labour force*

*Employment rate*

*Unemployment rate*

The "Employment rate" is the number employed as a percentage of all respondents.

The "Unemployment rate" is the number of unemployed as a percentage of respondents in the labour force.

*Hourly Wage  
(median, main job)*

*Hours Worked  
(median, main job)*

*Skills and Knowledge Gained  
Useful in Performing Job*

*Hourly Wage Group (main job)*

# Summary of Survey Results: 2019-2023

## Trades Training Type:

*Progressive apprenticeship, Traditional apprenticeship, Trades foundation, and Trades related vocational programs*

### Applied filters:

*CPC: VCC: Automotive Service Technician Apprenticeship Level 1;*

|                      |            |
|----------------------|------------|
| <i>Cohort</i>        | <b>141</b> |
| <i>Respondents</i>   | <b>55</b>  |
| <i>Response Rate</i> | <b>39%</b> |

## Skill Development and Post-Secondary Experience

*said they were or with the education they received.*

### Skill Development

*Not applicable*

13%

9%

4%

7%

0%

2%

0%

5%

2%

*Percentages are based on those who gave a valid rating, excluding those who said*

### Satisfaction with Post Secondary Experience

*Not applicable*

0%

0%

0%

0%

2%

2%

2%

*Percentages are based on those who gave a valid rating, excluding those who said*

] cvHV A ,paD !

# Summary of Survey Results: 2019-2023

Trades Training Type:

*Progressive apprenticeship, Traditional apprenticeship*

Applied filters:

CPC: VCC: Automotive Service Technician Apprenticeship Level 1;

|               |     |
|---------------|-----|
| Cohort        | 141 |
| Respondents   | 55  |
| Response Rate | 39% |

## Apprenticeship programs

### In School Experiences

*said the knowledge and skills gained in their program were useful in preparing to write the Certificate of Qualification or Red Seal certification exams*

*said they were*                      *or*

### Employment After Leaving School

*of employed respondents found a job in their trade, including those who had a job to return to after their training*


*Time it Took to Find Job in Their Trade (including those who had a job to return to)*

*had a job in their trade to return to after their training*

*were still working for the same employer*



## Description of Survey Respondents



## About the Respondents

*relocated from their hometown to attend program*

*took **Adult Basic Education** courses during or prior to their trades training program*

*took **English as a Second Language** courses during or prior to their trades training program*



# Dark blue header bar

|                |                |                |
|----------------|----------------|----------------|
| Light gray box | Light gray box | Light gray box |
|----------------|----------------|----------------|

Light gray bar

# Dark blue header bar

|                |                |                |
|----------------|----------------|----------------|
| Light gray box | Light gray box | Light gray box |
|----------------|----------------|----------------|

|                |                |
|----------------|----------------|
| Light gray box | Light gray box |
|----------------|----------------|

# Summary of Survey Results: 2019-2023

## Trades Training Type:

*Progressive apprenticeship, Traditional apprenticeship, Trades foundation, and Trades related vocational programs*

### Applied filters:

*CPC: VCC: Automotive Service Technician Apprenticeship Level 2;*

|                      |            |
|----------------------|------------|
| <i>Cohort</i>        | <b>97</b>  |
| <i>Respondents</i>   | <b>53</b>  |
| <i>Response Rate</i> | <b>55%</b> |

## Skill Development and Post-Secondary Experience

*said they were or with the education they received.*

### Skill Development

*Not applicable*

23%

17%

6%

6%

2%

0%

2%

15%

0%

*Percentages are based on those who gave a valid rating, excluding those who said*

### Satisfaction with Post Secondary Experience

*Not applicable*

0%

0%

0%





0%

4%

0%

6%

*Percentages are based on those who gave a valid rating, excluding those who said*



# Summary of Survey Results: 2019-2023

## Trades Training Type:

*Progressive apprenticeship, Traditional apprenticeship, Trades foundation, and Trades related vocational programs*

### Applied filters:

CPC: VCC: Automotive Service Technician Apprenticeship Level 3;

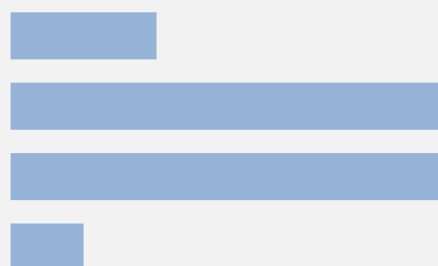
|               |     |
|---------------|-----|
| Cohort        | 56  |
| Respondents   | 30  |
| Response Rate | 54% |

## Description of Survey Respondents

### Demographics

#### Gender

#### Age at the Time of the Survey



#### Aboriginal Identity

#### Median Age

*Based on domestic students only*


### About the Respondents

*relocated from their hometown to attend program*

*took **Adult Basic Education** courses during or prior to their trades training program*

*took **English as a Second Language** courses during or prior to their trades training program*

### Region respondents were living in at the time of the survey




# Summary of Survey Results: 2019-2023

*Applied filters:*

*Cohort*







|  |  |  |
|--|--|--|
|  |  |  |
|--|--|--|



|  |  |  |
|--|--|--|
|  |  |  |
|--|--|--|

|  |  |
|--|--|
|  |  |
|--|--|



# Summary of Survey Results: 2019-2023

Trades Training Type:

Applied filters:

Cohort  
Respondents  
Response Rate

said they were or with the education they received.

## Skill Development

Not  
applicable

3%

7%

0%

0%

0%

13%

Percentages are based on those who gave a valid rating, excluding those who said

## Satisfaction with Post Secondary Experience

Not  
applicable

Percentages are based on those who gave a valid rating, excluding those who said

# Summary of Survey Results: 2019-2023

Trades Training Type:

*Progressive apprenticeship, Traditional apprenticeship*

Applied filters:

CPC: VCC: Automotive Service Technician Apprenticeship Level 3;

|               |     |
|---------------|-----|
| Cohort        | 56  |
| Respondents   | 30  |
| Response Rate | 54% |

## Apprenticeship programs

### In School Experiences

*said the knowledge and skills gained in their program were useful in preparing to write the Certificate of Qualification or Red Seal certification exams*

i a

*said they were or with their workplace Au the training*

### Employment After Leaving School

*of employed respondents found a job in their trade, including those who had a job to return to after their training*

*had a job in their trade to return to after their training*

*Time it Took to Find Job in Their Trade (including those who had a job to return to)*

*were still working for the same employer*