

# Summary of Survey Results: 2019-2023

Trades Training Type:

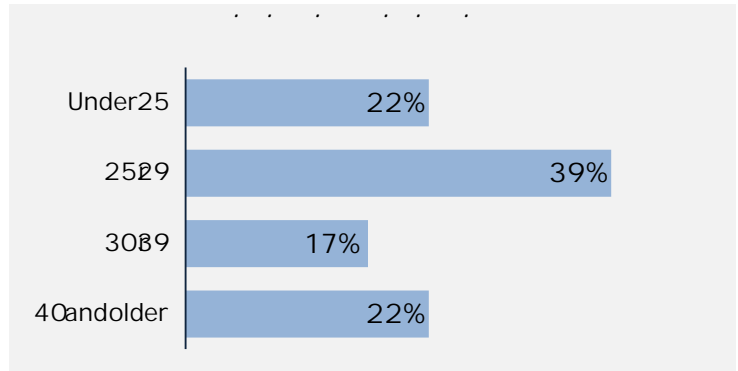

*Progressive apprenticeship, Traditional apprenticeship, Trades foundation, and Trades related vocational programs*

CPC: VCC: Baking & Pastry Apprentice;

.....  
.....

## Description of Survey Respondents

### Demographics



0%  
*Based on domestic students only*

29


### About the Respondents

39%  
*relocated from their hometown to attend program*

12%  
*took courses during or prior to their trades training program*

6%  
*took courses during or prior to their trades training program*

### Geographic Origin

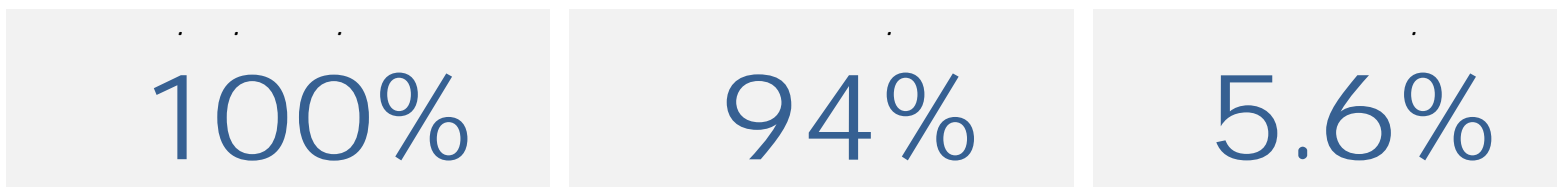


# Summary of Survey Results: 2019-2023

CPC: VCC: Baking & Pastry Apprentice;


.....  
.....

## Employment Outcomes



The "Employment rate" is the number employed as a percentage of all respondents.  
The "Unemployment rate" is the number of unemployed as a percentage of respondents in the labour force.

n = 17



Top	# employed	% of those employed
6321Chefs	8	47%
		6%

# Summary of Survey Results: 2019-2023

## Trades Training Type:

*Progressive apprenticeship, Traditional apprenticeship, Trades foundation, and Trades related vocational programs*

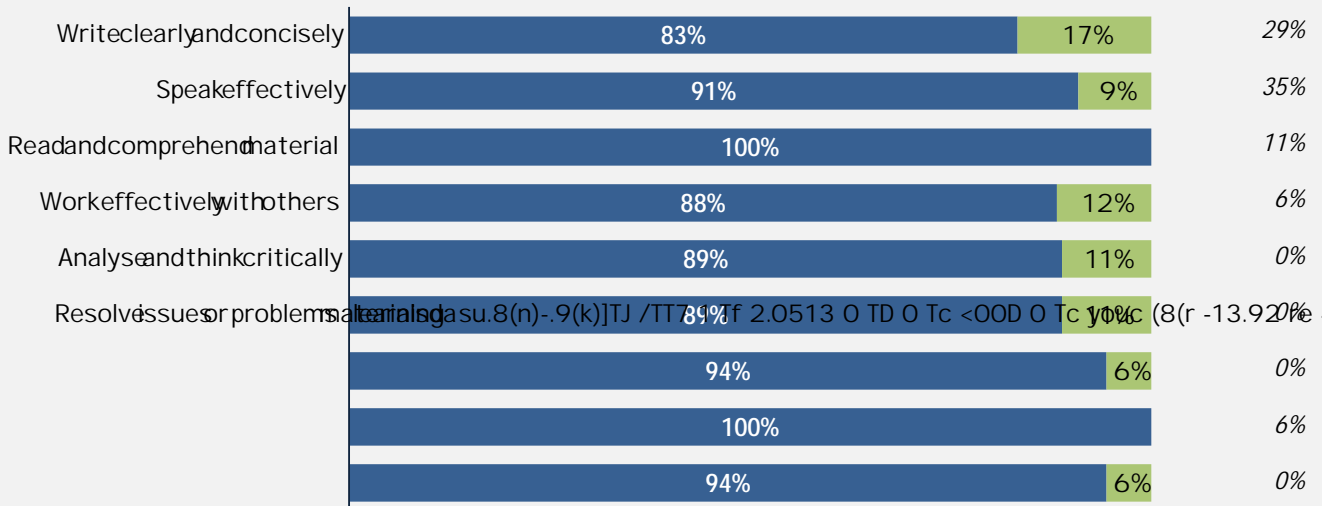
CPC: VCC: Baking & Pastry Apprentice;

.....  
.....

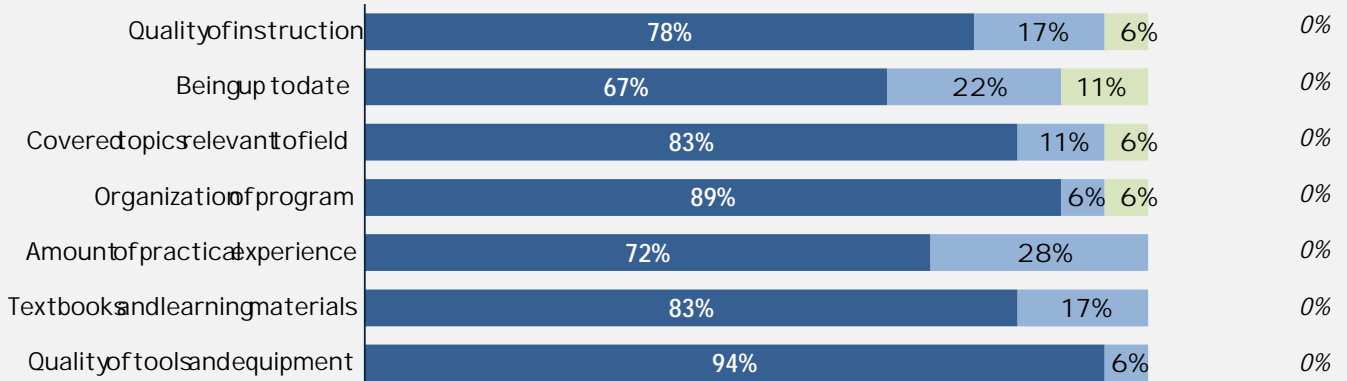
## Skill Development and Post-Secondary Experience

# 89%

said they were very satisfied or satisfied with the education they received.



Percentages are based on those who gave a valid rating, excluding those who said not applicable.



■ Very good or Good    ■ Adequate    ■ Poor or Very poor


Percentages are based on those who gave a valid rating, excluding those who said not applicable.

# Summary of Survey Results: 2019-2023






--	--	--



<p><i>had a ... to return to after their</i></p>	