

# Diploma, Associate Degree or Certificate Student Outcomes

## Summary of Survey Results: 2019 to 2023

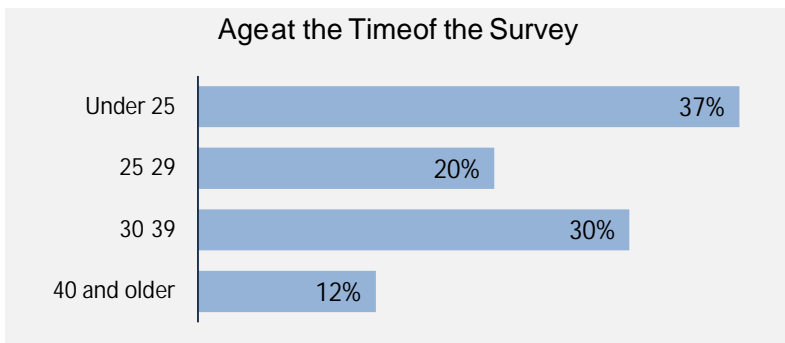
Applied filters:  
CPCVCC Certified Dental Assisting;

Cohort	321
Respondents	171
Response Rate	53%

### Description of Survey Respondents

#### Demographics

Gender

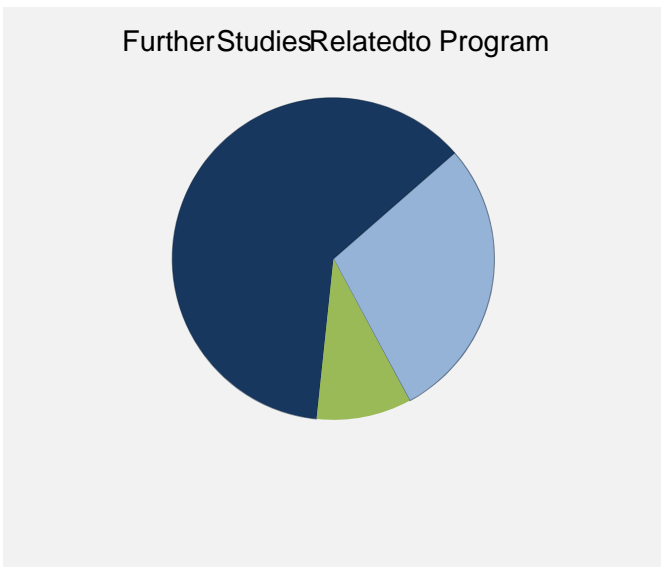


Aboriginal Identity  
**2%**  
Based on domestic students only.

Median Age  
**27**

#### Further Education

**26%**  
took further studies after graduating from their program  
n = 43



Of those who took further studies at a different institution:  
**17%**  
expected transfer credit  
n = 4

**89%**  
of those who had taken further studies said their program prepared them well

Of those who expected transfer credit:  
**67%**  
Received transfer credit

**16%**  
of respondents were currently studying

**25%**  
were very satisfied or satisfied with their transfer experience

#### Past Education

**67%** of respondents had taken previous post secondary education n = 112

Respondents were asked if they took ABE or ESL courses during or prior to their studies

Adult Basic Education  
**16%**

**29%**

Credentials are based on those who had taken previous post secondary education. Respondents could report more than one type of post secondary credential.



# Diploma, Associate Degree, and Certificate Student Outcomes

## Summary of Survey Results: 2019 to 2023

Applied filters:

CPCVCCertifiedDentalAssisting;

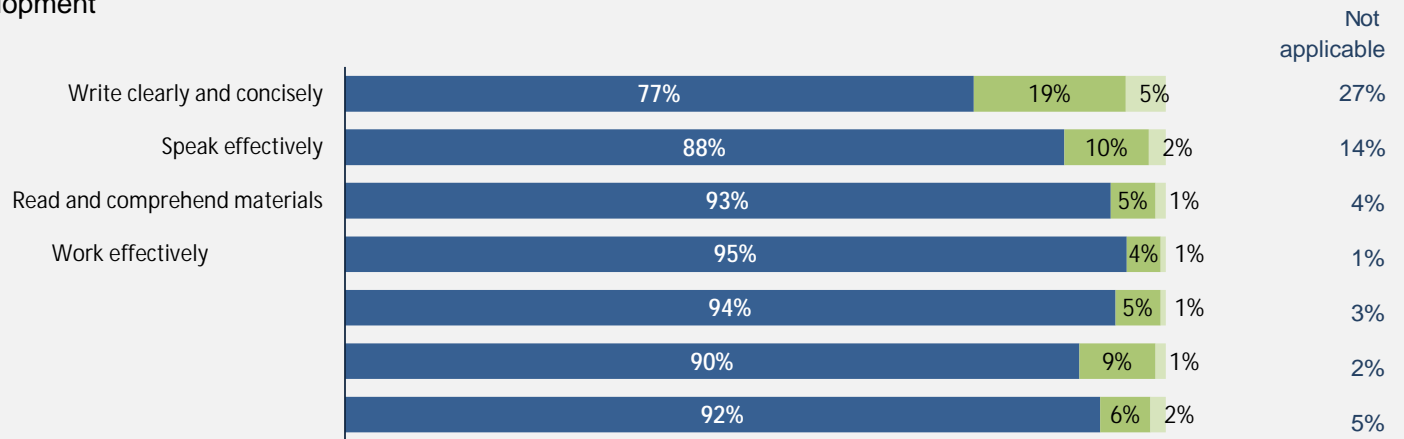
Cohort	321
Respondents	171
Response Rate	53%

### Skill Development and Post-Secondary Experience

# 95%

said they were very satisfied or satisfied with the education they received.

#### Skill Development



Percentages are based on those who gave a valid rating, excluding those who said Not applicable.

#### Satisfaction with Post-Secondary Experience

Very Satisfied	Satisfied	Not Satisfied	Not applicable
1%	0%	0%	0%
0%	0%	0%	0%
0%	0%	0%	0%
0%	0%	0%	0%

Percentages are based on those who gave a valid rating, excluding those who said Not applicable.