

Diploma, Associate Degree or Certificate Student Outcomes

Summary of Survey Results: 2019 to 2023

Applied filters:
CPCVCC Civil Structural Technician;

| | |
|---------------|-----|
| Cohort | 61 |
| Respondents | 41 |
| Response Rate | 67% |

Description of Survey Respondents

Demographics

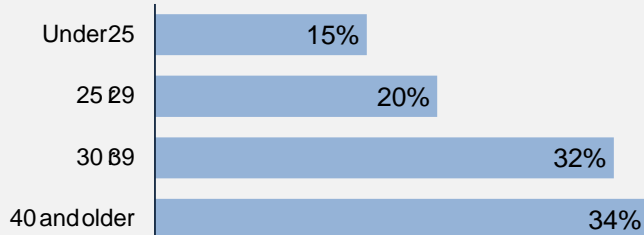
Gender

Age at the Time of the Survey

Aboriginal Identity
0%

Based on domestic students only.

Median Age
35



Further Education

29%

took further studies after graduating from their program

n = 12

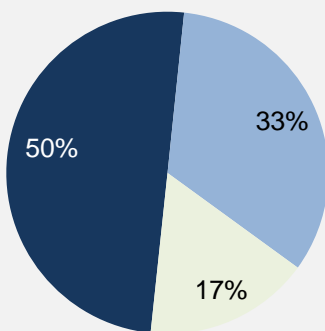
91%

of those who had taken further studies said their program prepared them well

29%

of respondents were currently studying

Further Studies Related to Program



Very related Somewhat related
Not very related Not at all related

Of those who took further studies at a different institution:

0%

expected transfer credit
n = 0

Of those who expected transfer credit:

0

Received transfer credit

0

were very satisfied or satisfied with their transfer experience

Past Education

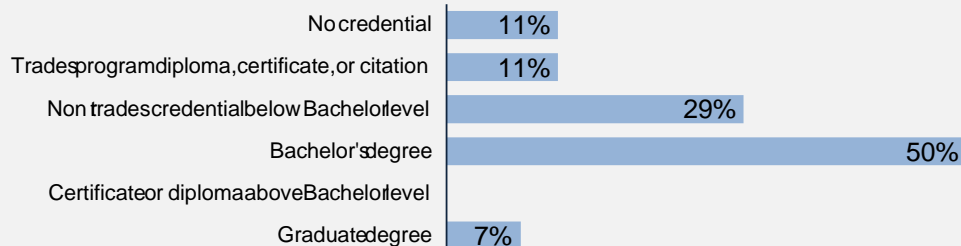
73% of respondents had taken previous post secondary education

n = 29

Respondents were asked if they took ABE or ESL courses during or prior to their studies














Adult Basic Education

5%



Credentials are based on those who had taken previous post secondary education. Respondents could report more than one type of post secondary credential.

15%



Diploma, Associate Degree, and Certificate Student Outcomes Summary of Survey Results: 2019 to 2023

Applied filters:

Cohort
Respondents
Response Rate

