

# Summary of Survey Results: 2019-2023

Trades Training Type:

Applied filters:

Cohort  
Respondents  
Response Rate



## Demographics

Gender

Age at the Time of the Survey

Aboriginal Identity

Median Age  
**28**

## About the Respondents

**3%**  
*took Adult Basic Education courses during or prior to their trades training program*

**5%**  
*took English as a Second Language course*


## Region respondents were living in at the time of the survey

# Summary of Survey Results: 2019-2023

Applied filters:










--	--	--



--	--	--

--	--



# Summary of Survey Results: 2019-2023

## Trades Training Type:

Progressive apprenticeship, Traditional apprenticeship, Trades foundation, and Trades related vocational programs

### Applied filters:

CPC: VCC: Culinary Arts Apprentice;

Cohort	110
Respondents	66
Response Rate	60%

## Skill Development and Post-Secondary Experience

# 97%

said they were very satisfied or satisfied with the education they received.

### Skill Development

Not applicable

20%

17%

2%

2%

0%

3%

2%

5%

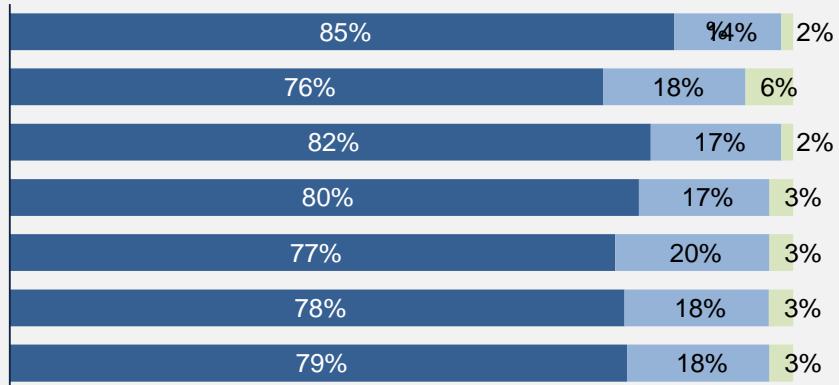
0%

Percentages are based on those who gave a valid rating, excluding those who said not applicable.

### Satisfaction with Post-Secondary Experience

Not applicable

Quality 0 % 0



Percentages are based on those who gave a valid rating, excluding those who said not applicable.


# Summary of Survey Results: 2019-2023

Applied filters:





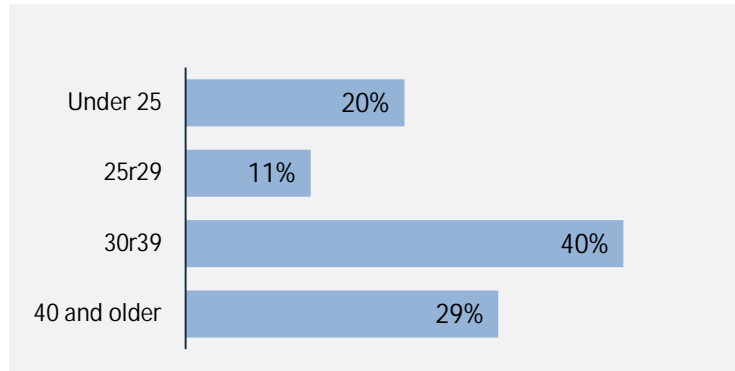


--	--	--




CPC: VCC: Culinary Arts Apprentice Level 1;

92  
35  
38%

## Description of Survey Respondents



3%  
*Based on domestic students only*

34

## About the Respondents

12%


*relocated from their hometown to attend program*

0%

*took Adult Basic Education courses during or prior to their trades training program*

6%

*took English as a Second Language courses during or prior to their trades training program*



# Summary of Survey Results: 2019-2023

## Trades Training Type:

Progressive apprenticeship, Traditional apprenticeship, Trades foundation, and Trades-related vocational programs

### Applied filters:

CPC: VCC: Culinary Arts Apprentice Level 1;

Cohort	92
Respondents	35
Response Rate	38%

## Employment Outcomes

In the labour force

100%

Employment rate

94%

Unemployment rate


5.7%

The "Employment rate" is the number employed as a percentage of all respondents.

The "Unemployment rate" is the number of unemployed as a percentage of respondents in the labour force.

### Of those employed:

n = 33



Hourly Wage  
(median, main job)

\$21

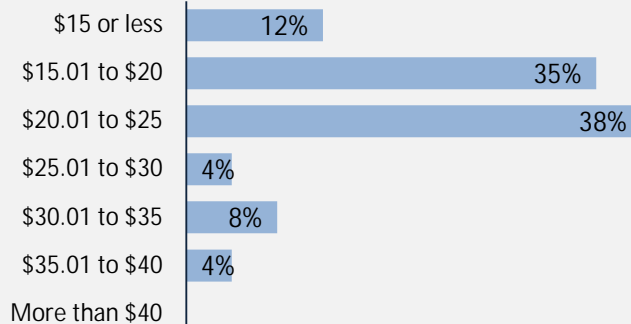
Hours Worked  
(median, main job)

40

Skills and Knowledge Gained  
Useful in Performing Job



Hourly Wage Group (main job)



### Top Occupations (4 digit NOC)

Occupation	# employed	% of those employed
6322: Cooks	17	52%
6321: Chefs	11	33%
XXXX: Unclassified occupations	3	9%
6611: Cashiers	1	3%
7511: Transport truck drivers	1	3%




Total of top occupations	33	100%
Total employed	33	

# Summary of Survey Results: 2019-2023


Trades Training Type:

Applied filters:

Cohort  
Respondents  
Response Rate



*Percentages*



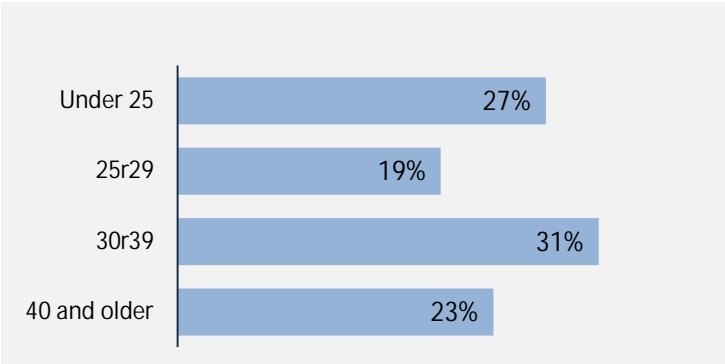
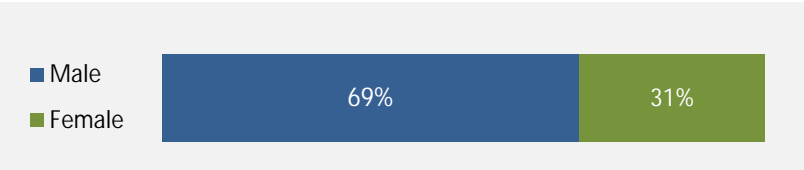


Progressive apprenticeship, Traditional apprenticeship, Trades foundation, and Trades-related vocational programs

CPC: VCC: Culinary Arts Apprentice Level 2;

57  
26  
46%

**Description of Survey Respondents**



**0%**  
*Based on domestic students only*


**31**

**About the Respondents**

**21%**  
*relocated from their hometown to attend program*

**4%**  
*took Adult Basic Education courses during or prior to their trades training program*

**0%**  
*took English as a Second Language courses during or prior to their trades training program*



# Summary of Survey Results: 2019-2023

Applied filters:

Cohort  
Respondents  
Response Rate

In the labour force

96%

Unemployment rate

0.0%

The

# Summary of Survey Results: 2019-2023

Trades Training Type:

Progressive apprenticeship, Traditional apprenticeship, Trades foundation, and Trades-related vocational programs

Applied filters:

CPC: VCC: Culinary Arts Apprentice Level 2;

Cohort	57
Respondents	26
Response Rate	

# 96%

said they were very satisfied or satisfied with the education they received.

## Skill Development

Not applicable

23%

19%

12%

8%

4%

4%

0%

4%

4%

Percentages are based on those who gave a valid rating, excluding those who said not applicable.

## Satisfaction with Postsecondary Experience

Not applicable

0%

0%

0%

0%

0%

0%

4%

Percentages are based on those who gave a valid rating, excluding those who said not applicable.

# Summary of Survey Results: 2019-2023

Applied filters:

Cohort  
Respondents  
Response Rate

