






# Diploma, Associate Degree or Certificate Student Outcomes Summary of Survey Results: 2019 to 2023

Applied filters:

Cohort  
Respondents  
Response Rate



English as a  
Second Language

Credentials are based on those who had taken previous post secondary education.  
Respondents could report more than one type of post secondary

# Diploma, Associate Degree or Certificate Student Outcomes Summary of Survey Results: 2019 to 2023

Applied filters:  
CPCVCCEventPlanning;

Cohort	20
Respondents	11
Response Rate	55%

## Employment Outcomes

Of those employed: n = 7

The "Employment rate" is the number employed as a percentage of all respondents. The "Unemployment rate" is the number of unemployed as a percentage of respondents in the labour force.

Weekly Hours Worked  
(median, main job)

**40**

Hourly Wage  
(median, main job)

**\$22**

Hourly Wage Group (main job)

Skills and Knowledge Gained  
Useful in

	# Employed	% of those employed
Total of top occupations	7	
Total employed		7

Total of top occupations	7	
Total employed		7

# Diploma, Associate Degree, and Certificate Student Outcomes Summary of Survey Results: 2019 to 2023

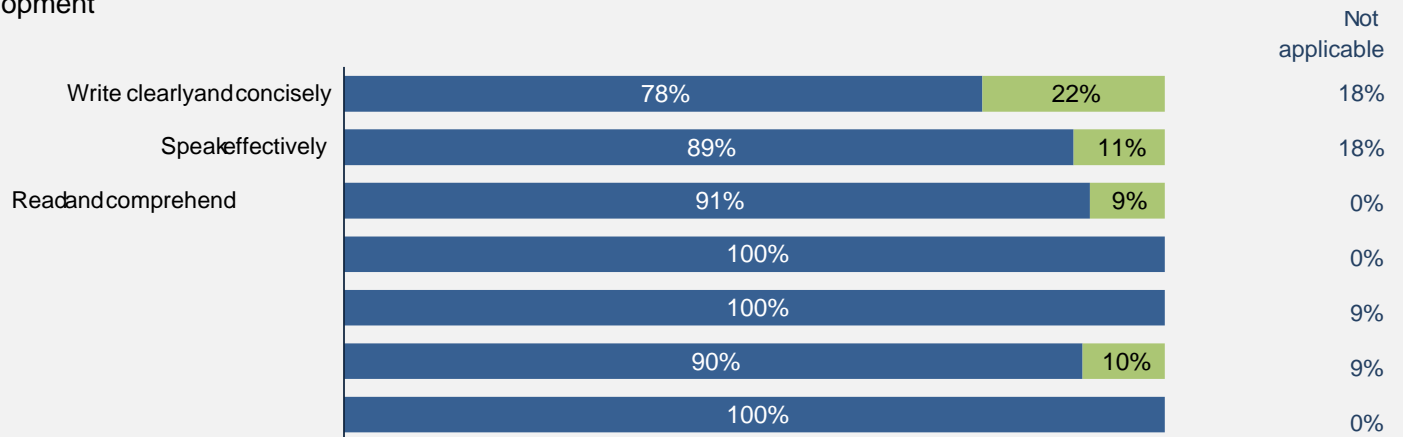
Applied filters:  
CPCVCCEventPlanning;

Cohort	20
Respondents	11
Response Rate	55%

## Skill Development and Post-Secondary Experience

**100%** said they were very satisfied or satisfied with the education they received.

### Skill Development



Percentages are based on those who gave a valid rating, excluding those who said Not applicable.

### Satisfaction with Post-Secondary Experience

Satisfaction with Post-Secondary Experience	Not applicable
	0%
	0%
	0%
	0%
	0%

Percentages are based on those who gave a valid rating, excluding those who said Not applicable.