

# Diploma, Associate Degree, and Certificate Student Outcomes

Diploma Student Outcomes		
Outcome 1: [Placeholder]		Outcome 2: [Placeholder]
Sub-Outcome 1.1: [Placeholder]	Sub-Outcome 1.2: [Placeholder]	
Associate Degree Student Outcomes		
Outcome 1: [Placeholder]	Outcome 2: [Placeholder]	Outcome 3: [Placeholder]
		Sub-Outcome 3.1: [Placeholder]
		Outcome 4: [Placeholder]
Sub-Outcome 4.1: [Placeholder]	Sub-Outcome 4.2: [Placeholder]	Sub-Outcome 4.3: [Placeholder]
Certificate Student Outcomes		Certificate Outcome 1: [Placeholder]
Outcome 1: [Placeholder]		Sub-Outcome 1.1: [Placeholder]
Outcome 2: [Placeholder]		Sub-Outcome 1.2: [Placeholder]

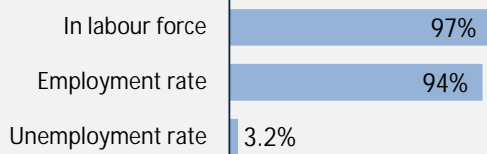
# Summary of Survey Results: 2019 to 2023

Applied filters:

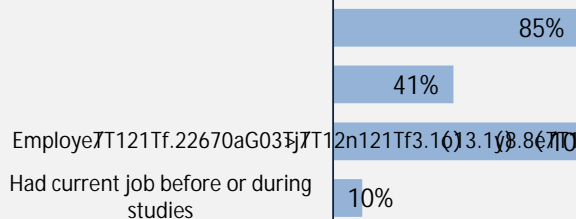
▫ ▫ ▫ ▫ ▫ ▫ ▫

Cohort	47
Respondents	32
Response Rate	68%

## Employment Outcomes



Of those employed: n = 30



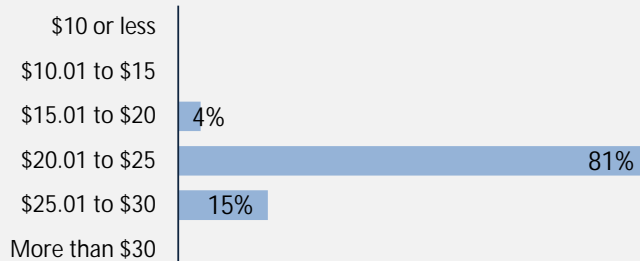
Weekly Hours Worked  
(median, main job)

### 30

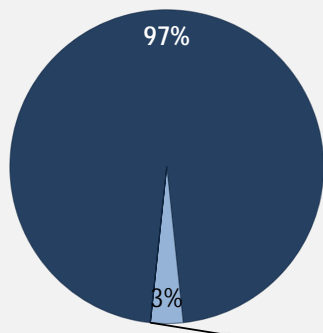
Hourly Wage  
(median, main job)

### \$25

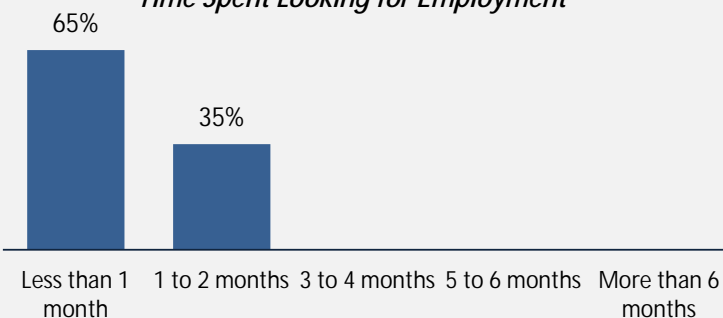
Hourly Wage Group (main job)



Skills and Knowledge Gained  
Useful in Performing Job



Time Spent Looking for Employment



## Top Occupations (4 digit NOC)

	# Employed	% of those employed
3413: Nurse aides, orderlies and patient service associates	27	90%
4412: Home support workers, housekeepers and related occupations	1	3%
XXXX: Unclassified occupations	1	3%
4212: Social and community service workers	1	3%

Total employed: 30

Applied filters:

🏠 📄 👤 📅 📍 🔍

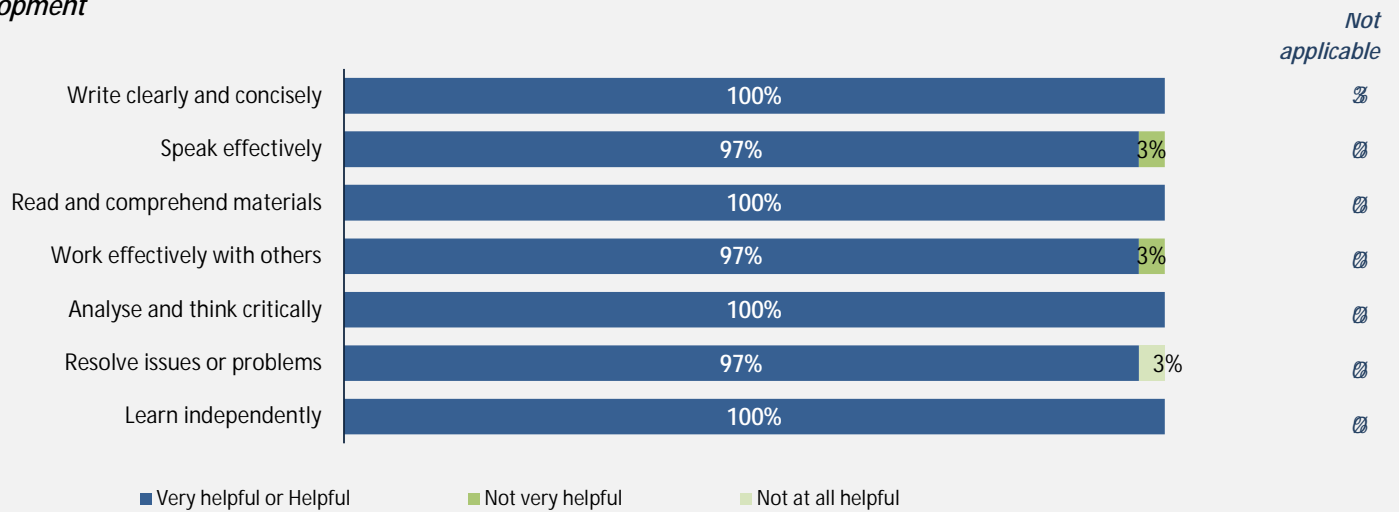
Cohort	47
Respondents	32
Response Rate	68%

## Skill Development and Post-Secondary Experience

# 100%

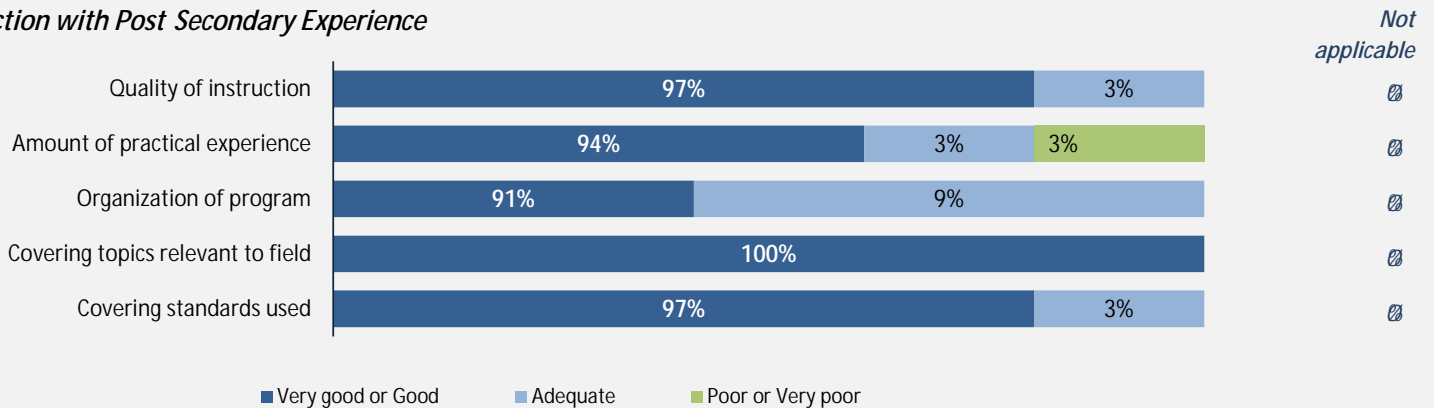
👍 👎 👉 very satisfied 👌 👍 👎 👉

### Skill Development



👍 👎 👉 👌 👍 👎 👉 👌 👍 👎 👉 Not applicable.

### Satisfaction with Post Secondary Experience



👍 👎 👉 👌 👍 👎 👉 👌 👍 👎 👉 Not applicable.