

**Applied Filters**

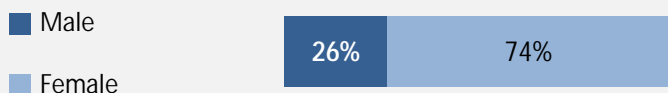
CPC: VCC: HOSD;

Cohort	82
Respondents	34
Response Rate	41%

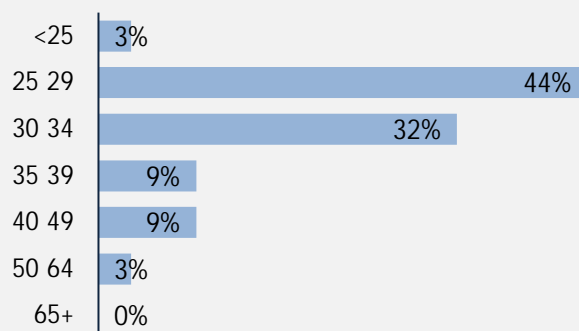
## Description of Survey Respondents

### Demographics

#### Gender



#### Age at the Time of the Survey



#### Aboriginal Identity

4%

*Based on domestic students only.*

#### Median Age

30

### Further Education

32%

*took further studies after graduating from their program*

21%

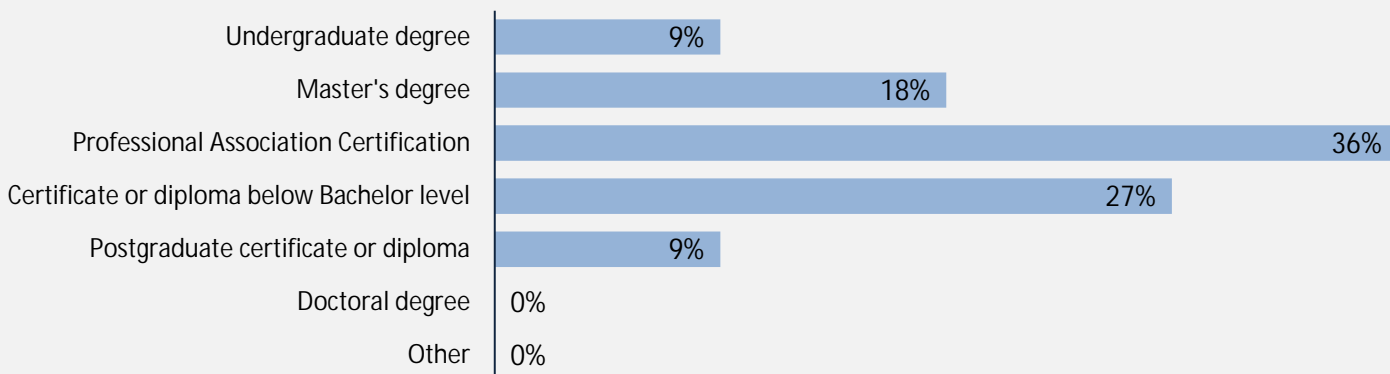
*of respondents were studying at the time of the survey*

*Of those studying at the time of the survey: n = 7*

29%

*were studying full time*

#### Type of further education



# Baccalaureate Graduates Survey (BGS) 2 Year Out Survey Summary of Survey Results: 2018 to 2022

*Applied Filters*

*Cohort  
Respondents  
Response Rate*

**3.0%**

*"Unemployment rate" is the number of unemployed as a percentage of respondents in the labour force.*

*"Employment rate" is the number employed as a percentage of all respondents.*

*Of those employed:*

*n*

*Skills and Knowledge Gained Useful in Performing Job*

*Annual wage includes both part and full time employment.*

## Top Occupations (4 digit NOC)

	# employed	% of those employed
XXXX: Unclassified occupations	4	13%
6525: Hotel front desk clerks	4	13%
6513: Food and beverage servers	2	6%
4021: College and other vocational instructors	2	6%
6313: Accommodation, travel, tourism and related services supervisors	2	6%
6421: Retail salespersons	2	6%
1431: Accounting and related clerks	2	6%
1414: Receptionists	1	3%
2172: Database analysts and data administrators	1	3%
6232: Real estate agents and salespersons	1	3%
<b>Total of top occupations</b>	<b>21</b>	<b>66%</b>
<b>Total employed</b>	<b>32</b>	

Baccalaureate Graduates Survey (BGS) 2 Year Out Survey  
Summary of Survey Results: 2018 to 2022

*Applied Filters*

*CPC: VCC: HOSD;*

<i>Cohort</i>	<b>82</b>
<i>Respondents</i>	<b>34</b>
<i>Response Rate</i>	<b>41%</b>

**Skill Development and Post Secondary Experience**

**66%** of

- 3%
- 3%
- 3%
- 9%
- 3%
- 3%

*Percentages are based on those who gave a valid rating, excluding those who said Not applicable.*

***Satisfaction with Education***

***Quality of Instruction***