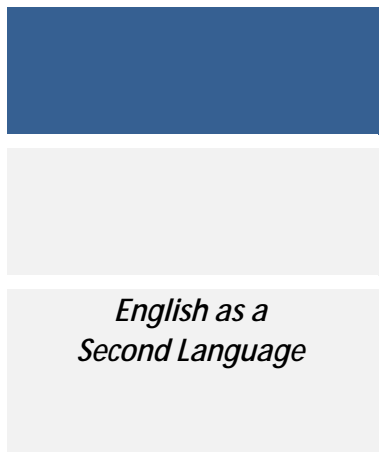
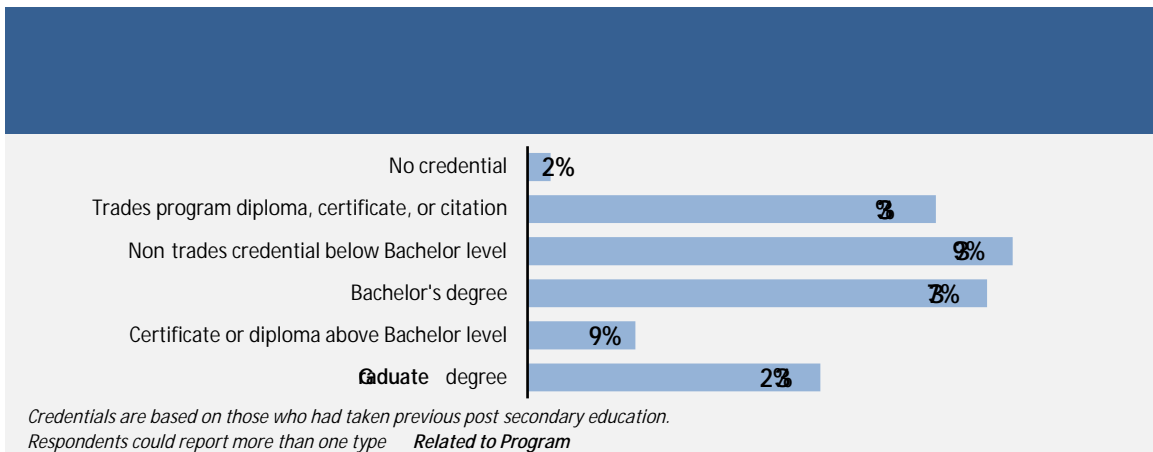
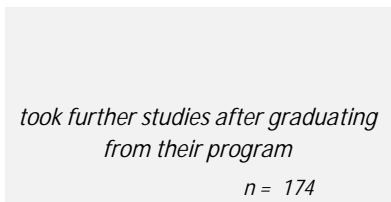
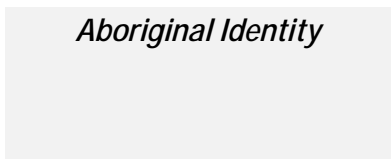
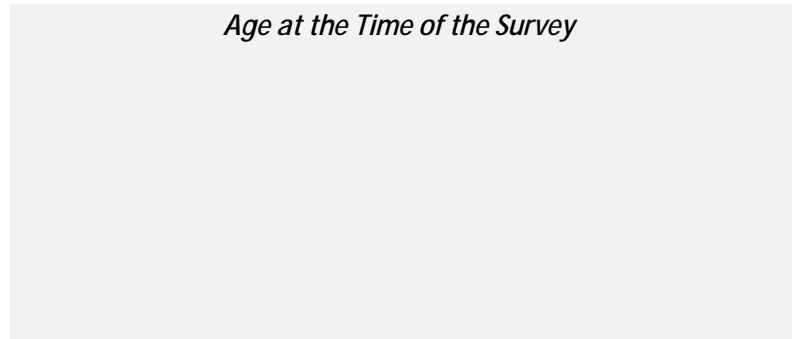
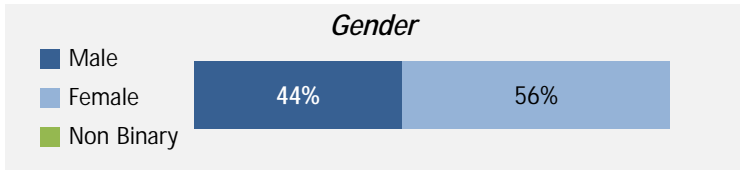


Applied filters:

CPC: VCC: Instructor Development Training;

Cohort 1,003
 Respondents 546
 Response Rate

Demographics



Diploma, Associate Degree, and Certificate Student Outcomes


Applied filters:

Cohort
Respondents
Response Rate








The "Employment rate" is the number employed as a percentage of all respondents. The "Unemployment rate" is the number of unemployed as a percentage of respondents in the labour force.

Of those employed: n = 507



Weekly H





	# Employed	% of those employed
<i>Total of top occupations</i>		
Total employed	507	

Diploma, Associate Degree, and Certificate Student Outcomes

Applied filters:

CPC: VCC: Instructor Development Training;

Cohort	1,003
Respondents	546
Response Rate	54%



Percentages are based

