








Summary of Survey Results: 2019 to 2023

Applied filters:

*Cohort
Respondents
Response Rate*



*English as a
Second Language*



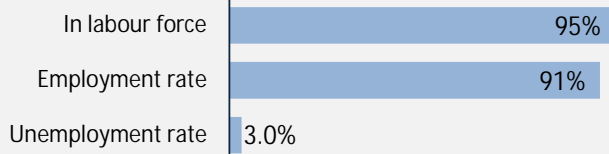
Summary of Survey Results: 2019 to 2023

Applied filters:

CPC: VCC: Medical Office Assistant;

Cohort	201
Respondents	107
Response Rate	53%


Employment Outcomes



The "Employment rate" is the number employed as a percentage of all respondents. The "Unemployment rate" is the number of unemployed as a percentage of respondents in the labour force.

Of those employed:

n = 96



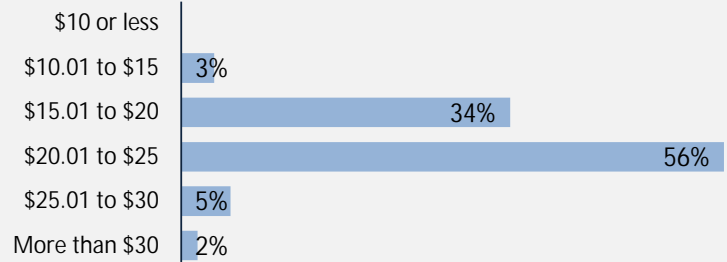
Weekly Hours Worked
(median, main job)

38

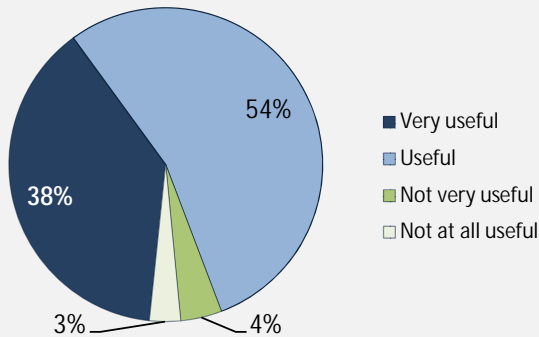
Hourly Wage
(median, main job)

\$22

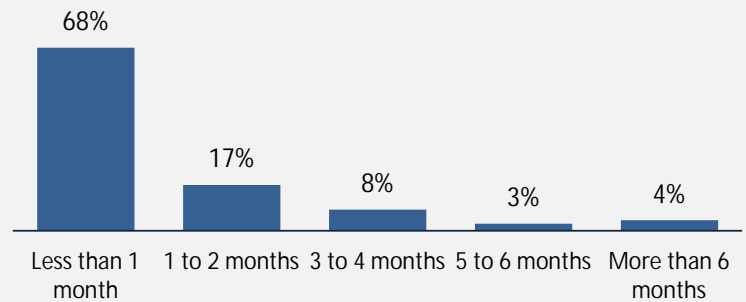
Hourly Wage Group (main job)



Skills and Knowledge Gained
Useful in Performing Job



Time Spent Looking for Employment



Top Occupations (4 digit NOC)

	# Employed	% of those employed
1414: Receptionists	52	54%
1243: Medical administrative assistants	22	23%
XXXX: Unclassified occupations	10	10%
1411: General office support workers	3	3%
0311: Managers in health care	2	2%
3212: Medical laboratory technicians and pathologists' assistants	1	1%
1123: Professional occupations in advertising, marketing and public relations	1	1%
3414: Other assisting occupations in support of health services	1	1%
6421: Retail salespersons	1	1%
1241: Administrative assistants	1	1%
<i>Total of top occupations</i>	94	98%
<i>Total employed</i>	96	

Diploma, Associate Degree, and Certificate Student Outcomes Summary of Survey Results: 2019 to 2023

Applied filters:

CPCVCC Medical Office Assistant;

Cohort	201
Respondents	107
Response Rate	53%

Skill Development and Post-Secondary Experience

89%

said they were very satisfied or satisfied with the education they received.

Skill Development

Not applicable

20%

12%

5%

8%

10%

9%

8%

Percentages are based on those who gave a valid rating, excluding those who said Not applicable.

Satisfaction with Post-Secondary

Not applicable

1%

0%

0%

1%

1%

Percentages are based on those who gave a valid rating, excluding those who said Not applicable.