

Diploma, Associate Degree, and Certificate Student Outcomes Summary of Survey Results: 2019 to 2023

Applied filters:

CPCVCC Pharmacy Technician;

Cohort	98
Respondents	57
Response Rate	58%

Description of Survey Respondents

Demographics

Gender

Age at the Time of the Survey

Aboriginal Identity

2%

Based on domestic students only.


Median Age

27

Further Education

4%

Further Studies Related to Program



Diploma, Associate Degree, and Certificate Student Outcomes Summary of Survey Results: 2019 to 2023

Applied filters:

CPCVCCPharmacyTechnician;

Cohort Respondents 98
Response Rate 57%
58%

Employment Outcomes

Of those employed: n =

38

\$26

Skills and Knowledge Gained
Useful in Performing Job

Time Spent Looking for Employment

Top Occupations (4 digit NOC)

	# Employed	% of those employed
3219:Other medical technologists and technicians(except dental health)	26	50%
3414:Other assisting occupations in support of health services	22	42%
XXXXUnclassified occupations	2	4%
1414:Receptionists	1	2%
0621:Retail and wholesale trade managers	1	2%
Total of top occupations	52	100%
Total employed	52	

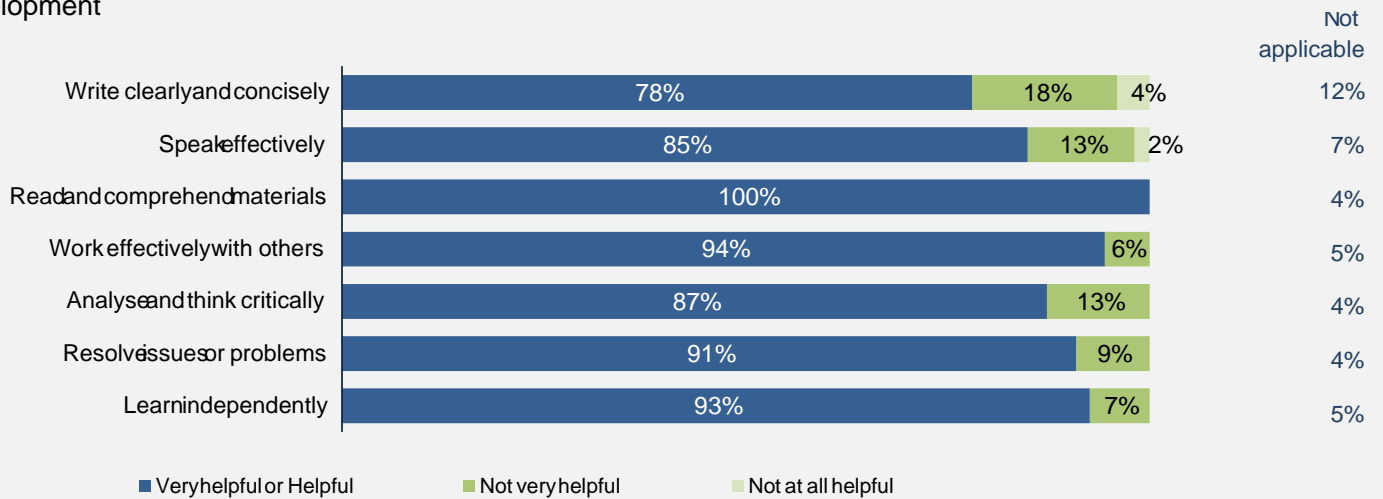
Applied filters:
 CPCVCC Pharmacy Technician;

Cohort	98
Respondents	57
Response Rate	58%

Skill Development and Post-Secondary Experience

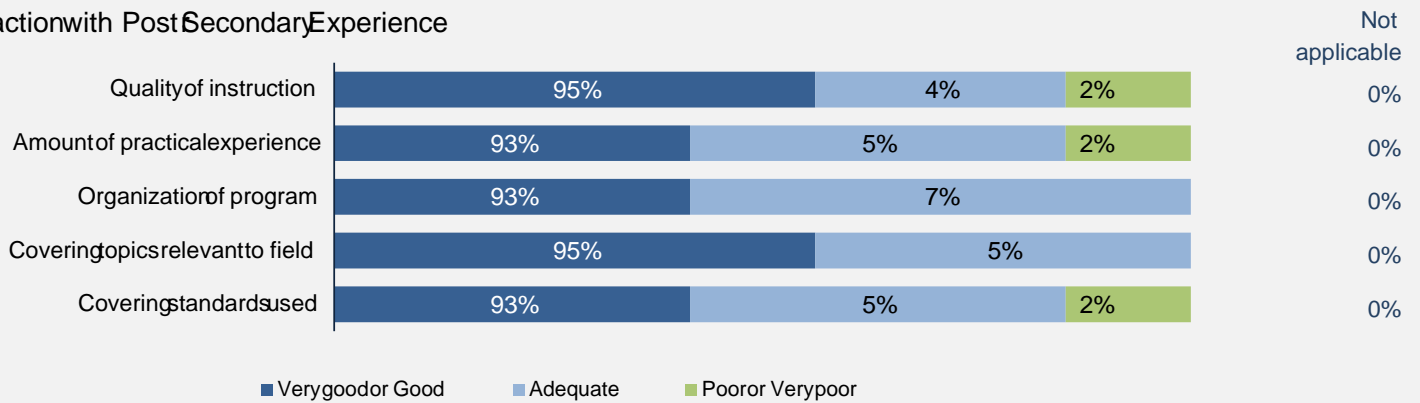
95% said they were very satisfied or satisfied with the education they received.

Skill Development



Percentages are based on those who gave a valid rating, excluding those who said Not applicable.

Satisfaction with Post-Secondary Experience



Percentages are based on those who gave a valid rating, excluding those who said Not applicable.