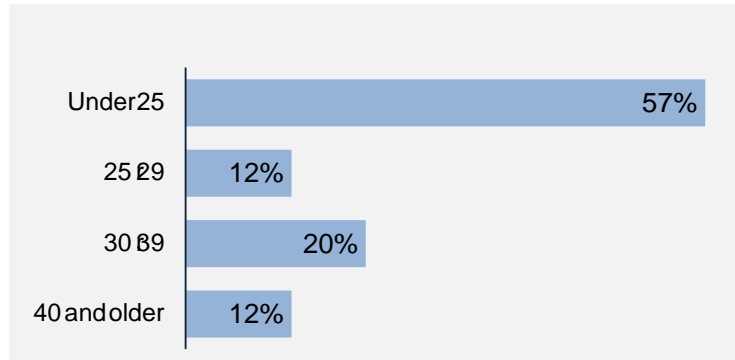
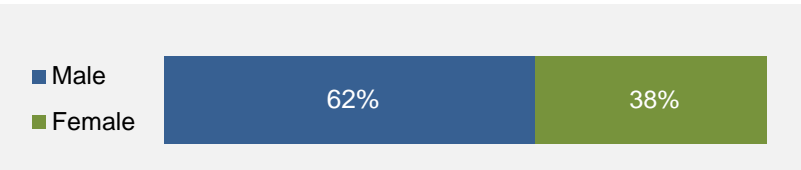


174  
86  
49%

**Description of Survey Respondents**



23

**About the Respondents**

9%

2%

6%

took Adult Basic Education courses during or prior to their trade training program

took English as a Second Language courses during or prior to their trade training program



# Summary of Survey Results: 2019-2023

Progressive apprenticeship, Traditional apprenticeship, Trades

Applied filters:

CPCVCC Professional Cook 1 Plus;

Cohort	174
Respondents	86
Response Rate	49%

## Employment Outcomes

In the labour force

**86%**

Employment rate

**77%**

Unemployment rate

**9.0%**

The "Employment rate" is the number employed as a percentage of all respondents.

The "Unemployment rate" is the number of unemployed as a percentage of respondents in the labour force.

Of those employed:

n = 61

Hourly Wage  
(median, main job)

**\$18**

Hours Worked  
(median, main job)

**40**

Skills and Knowledge Gained  
Useful in Performing Job

Hourly Wage Group (main job)

Top Occupations (4 digit NOC)

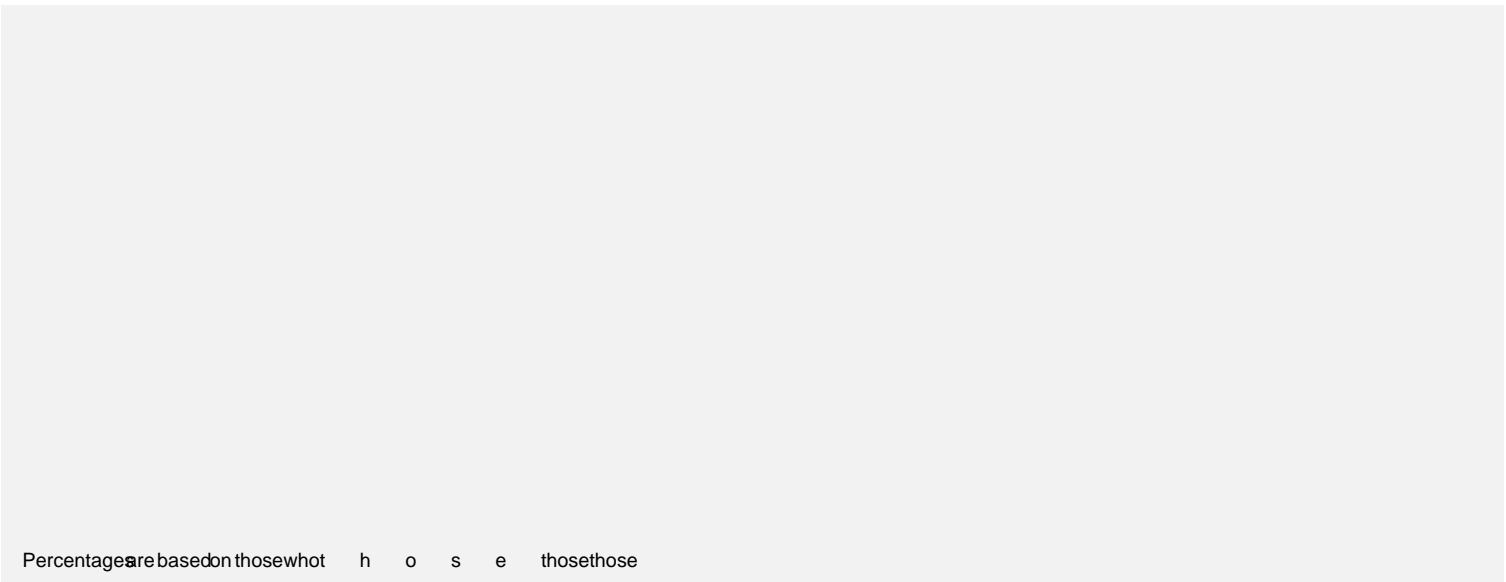


Top Occupations (4 digit NOC)	# employed	% of those employed
6322: Cooks	37	61%
XXXX: Unclassified occupations	7	11%
6332: Bakers	1	2%
6411: Sales and account representatives wholesale trade (non technical)	1	2%
6421: Retail salespersons	1	2%
Total of top occupations	59	97%
Total employed	61	

# Summary of Survey Results: 2019-2023

Trades Training Type:

Applied filters:

Cohort  
Respondents  
Response Rate



Percentages are based on those who have completed this survey

# Summary of Survey Results: 2019-2023

or education 75% 75% <•á™•ī <uquqñ uqñ ñ 0

Applied filters:

Cohort  
Respondents  
Response Rate

## Trades foundation & Trades-related vocational programs

### Employment After Leaving School

42%

had the same job before or while they were attending school

97%

said their education was useful in getting their job

Timespent looking for employment

Exclude employed respondents who said they had the same job while attending their program

n= 31

### Other Education

Trades-related vocational respondents only, results are shown for the education they took before and after their program.

r

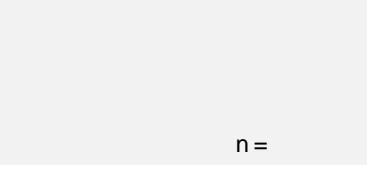
took further studies after completing their program

n= r

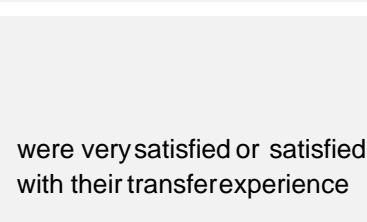

r

of those who had taken further studies said their program prepared them well

r



n=



were very satisfied or satisfied with their transfer experience

# Summary of Survey Results: 2019-2023

Trades Training Type:

Trades foundation, Trades related vocational programs

Applied filters:


CPCVCC Professional Cook 1 Plus;

Cohort	174
Respondents	86
Response Rate	49%

r

had taken previous post secondary education

n = r



Based on those who had taken previous post secondary education.  
Respondents could report more than one type of post secondary credential.

## Transition to Apprenticeship

The following results are for Trades foundation respondents only.

n = 78

68%

of Trades foundation respondents tried to get employment as an apprentice after they left their program

79%

of those who tried to get employment as an apprentice were successful

### Program prepared them for their apprenticeship training

- Very well
- Well
- Adequately
- Poorly
- Very poorly

