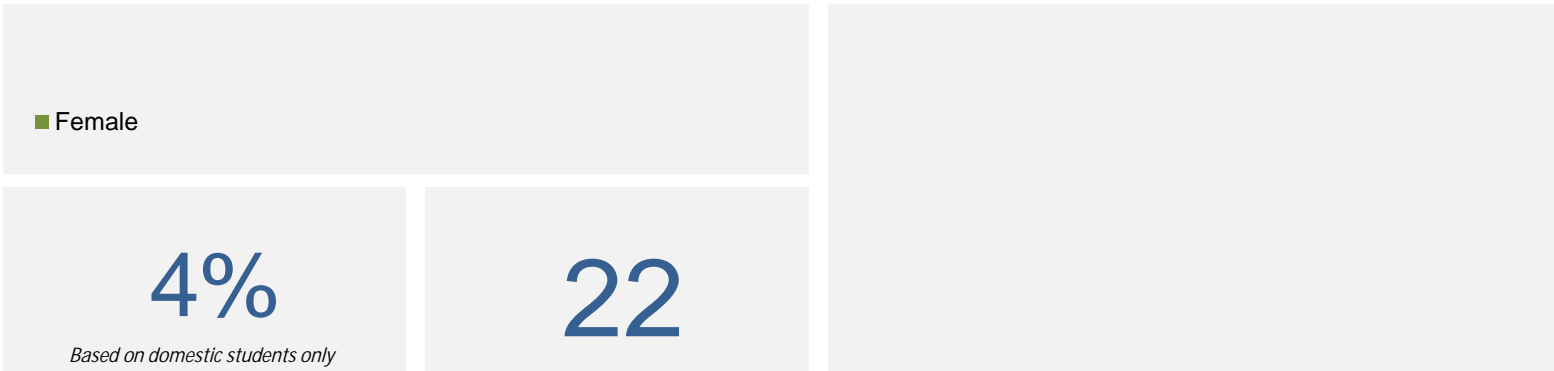


Progressive apprenticeship, Traditional apprenticeship, Trades foundation, and Trades related vocational programs


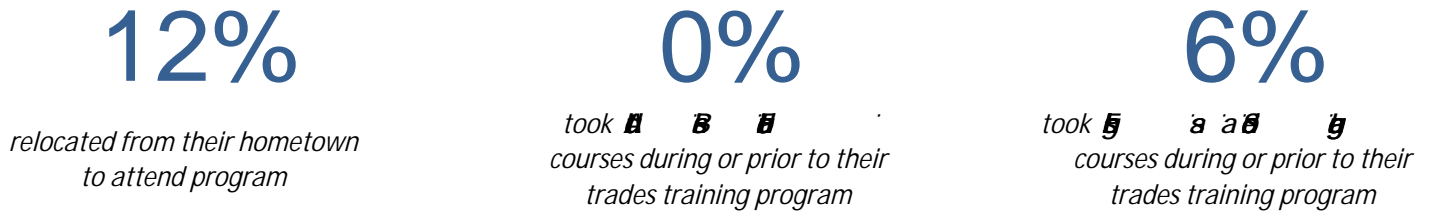
CPC: VCC: Professional Cook 2 Advanced;

2
4
%

Description of Survey Respondents

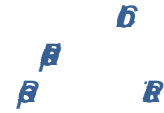


About the Respondents



Summary of Survey Results: 2019-2023

1 2



h b b i b
98%

h b b i b
89%

h b b i b
8.7%

The "Employment rate" is the number employed as a percentage of all respondents.
The "Unemployment rate" is the number of unemployed as a percentage of respondents in the labour force.

n = 95

h b b i b
(h b b i b)

h b b i b
(h b b i b)

h b b i b



h b b i b (h b b i b)

Summary of Survey Results: 2019-2023

Trades Training Type:

A **B**

B
B **B**
B **B**



B **lv** **B**

B **N**

Summary of Survey Results: 2019-2023

B

B

6(9:)]TJ 2.9123.8(e)-8.2(r)-.4(s)-194810(li)-.092. 756thos)TJ871.9(spTat.9((are l 453(9:)]TJ 2. 3.2.8(e)-8.2(

